

## Modello SP P\_CE

Faro consists of two glasses harmoniously connected by a metal ring. The first glass, with a transparent colored finish, appears to be connected to the second white glass that hides the LED source. The light is diffused, uniform and non-dazzling. Available in two sizes, in both pendant and ceiling versions.

### GLASS FINISH



**ADBC**  
dark amber white



**CRBC**  
crystal white



**TBBC**  
burned earth white



**VABC**  
old green white

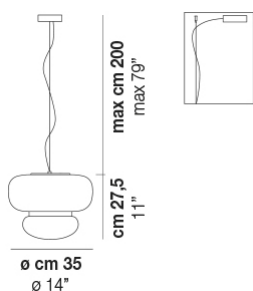
### FRAME FINISH




**NEO**  
matt black 2




**OTV**  
painted brass



### OTHER VERSIONS AVAILABLE



**FARO SP G**



**FARO SP P ADBC NEO L22 CE**

### LIGHT SOURCES

1x13W 37 V LED 2700 K 13 W 2000 lm DIM2 Phase Cut  
1x13W 37 V LED 2700 K 13 W 2000 lm DIM3 0-10V, Push  
1x13W 37 V LED 3000 K 13 W 2000 lm DIM2 Phase Cut  
1x13W 37 V LED 3000 K 13 W 2000 lm DIM3 0-10V, Push

### TECH DATA

IP20

VOLUME: Mc 0,10

PACKAGE: N.1

NET WEIGHT: Kg 4,80

GROSS WEIGHT: Kg 6,50

### CERTIFICATIONS

EU Cert



International Cert